

ADDITIONAL PROTECTIVE ACTIONS INCLUDE:

- ◆ Standing crops – Contamination will either wash off or dissipate to safe levels during the growing process.
- ◆ Small grains – Stored grain can be made safe by milling and polishing or storing the contaminated grain until the radioactivity dissipates.
- ◆ Fruits and vegetables – Some fruits and vegetables may be eaten after washing, removing the outer layer of leaves or skin and washing the remainder with soap and water.
- ◆ Roots and tubers – Potatoes and carrots can generally be eaten after they peeled.

If food crops or other food products must be destroyed, they will be collected and treated as radioactive waste and transported to specific storage facilities.

For information on harvesting, storing and decontaminating your crops and land contact your local agriculture extension agent.

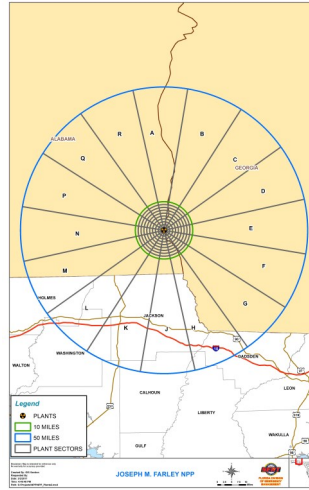
Prepared by the Florida Division of Emergency Management in cooperation with the Florida Department of Agriculture and Consumer Services, Florida Power and Light, and Southern Company.

For more information visit www.floridadisaster.org

**INGESTION PATHWAY
POTENTIALLY AFFECTED COUNTIES**

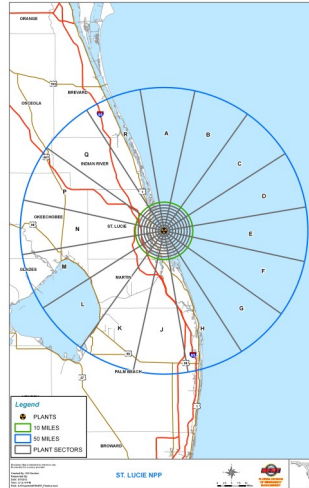
Farley Nuclear Power Plant:

- Bay
- Calhoun
- Gadsden
- Holmes
- Jackson
- Liberty
- Washington



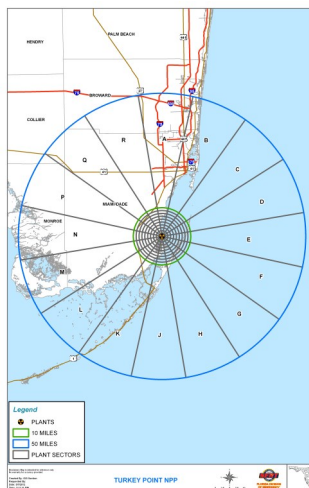
St. Lucie Nuclear Power Plant:

- Brevard
- Glades
- Highlands
- Indian River
- Martin
- Okeechobee
- Osceola
- Palm Beach
- St. Lucie



Turkey Point Nuclear Power Plant:

- Collier
- Broward
- Miami-Dade
- Monroe



COUNTY CONTACT INFORMATION:

- Brevard County: 211
- St. Lucie County: Public Information Line 772-460-4357
- Martin County: Emergency Management 772-287-1652
- Palm Beach County: Office of Agricultural Economic Development, Palm Beach County Cooperative Extension Service 561-233-1715
Emergency Management 561-712-6400
- Okeechobee County: Emergency Management 863-763-3212
- Indian River County: Emergency Management Information Line 772-226-4000
Recorded Information Line 772-226-3930
- Miami-Dade County: County Contact Center 311 (305) 468-5900
- Monroe County: Emergency Management (305) 289-6018
County Information Hotline 1-800-955-5504
- State of Florida: Florida Emergency Information Line (only activate during emergencies) 1-800-342-3557
www.FloridaDisaster.org

**2017
AGRICULTURE
&
NUCLEAR POWER
IN FLORIDA**



The State of Florida, in cooperation with Florida Power & Light and Southern Company, are providing this pamphlet to the agriculture community within a 50 mile area of a nuclear power plant.

This pamphlet explains actions that may be necessary to protect yourself, your family, your crops, and your farm animals in the event of a radiological event in your area.

Radiation is invisible, tasteless and odorless. We are constantly exposed to natural or man-made sources of radiation. Radiation occurs naturally, from sunlight, water, soil and the materials we use to build our homes. Manmade radiation comes from sources such as x-rays, medical tests and industrial products including smoke detectors. This natural and manmade radiation is called background radiation.

Nuclear power plants are designed to operate safely. However, an accident could potentially be serious enough to result in a release of radioactive materials.

Federal authorities have established two emergency zones as the basis for planning to protect the public. Residents living within a 10-mile radius of the plant should be aware of protective measures to prevent direct exposure in the event of a radioactive release. People within a 50-mile radius should be aware of protective measures against potentially contaminated foods and liquids. This 50-mile area is called the "Ingestion Pathway Zone."

An accidental release of radiation into the atmosphere has the potential to impact you, your family, your livestock and the quality and marketability of your farm products. The information in this pamphlet, along with the instructions you will receive from radio and television stations, will help minimize the effects a radiological event could have on your farm.

IF AN EMERGENCY OCCURS

In the event of a radiological emergency at a nuclear power plant, several methods will be used to warn the public. Within the 10-mile area, sirens, radio and television outlets, and emergency vehicles' loudspeakers provide warning to area residents. Outside the 10-mile area, radio and television outlets, and in some cases door-to-door notification, serve as primary warning to area residents.

State and county emergency response organizations will determine protective actions to be taken, and you will be kept informed. Do not take actions unless emergency officials advise you to do so.

During the emergency, state and county officials will release information to the media on a regular basis. This information will include the latest status on the emergency and actions that are being taken to protect you, your family, and your farm. The local agricultural extension agent will also be a resource for emergency information and protective actions.

Additionally, your county's Citizens Information Line may be activated. There will be a toll free number that citizens can call and receive official information on the status of the emergency. This information will be broadcast on local television and radio with emergency alerts.

PROTECTING YOURSELF AND YOUR FARM

In the event of a radiological emergency that involves the release of radioactivity into the environment, you will be advised of actions to prevent the contamination of milk, water, and food products. Additionally, state and local

governments will take actions to prevent the consumption of contaminated products.

The main cause for exposure to radiation for individuals within 50 miles from a nuclear power plant radiological emergency is the consumption of contaminated foods, such as milk, fresh fruits, vegetables, processed products and water.

PROTECTING YOUR FARM ANIMALS

Farm animals will not normally be evacuated during a radiological emergency, so sheltering is the most effective way to limit contamination.

Protecting your animals can be done in several ways:

- ◆ Place the animals in an enclosed shelter and close doors and windows, if possible. Limit entry of rain water into the structure. Provide for adequate air supply to prevent overheating and suffocation. Shelter dairy animals first.
- ◆ Prevent contact with radioactive contamination if the animals must remain outside, as much as possible. For example, pack the animals closely in an outdoor pin or herd them into a ravine, road underpass, cave, culvert or wooded area.
- ◆ Avoid surface and standing water.
- ◆ Avoid allowing animals to graze unless directed to by your extension agent or other state or local officials.

MILK

The most critical food product within 50 miles is milk because of the rapid distribution from the cow to the consumer, the short period of time it takes for contamination to appear and the potential effects on children.

Protective actions that can be taken are:

- ◆ Remove and shelter dairy animals from contaminated pasture and provide a substitute of uncontaminated stored feed.
- ◆ Store or relocate contaminated milk to facilities that will process the milk and store it to allow the radiation to deteriorate.

PROTECTING FARMLAND AND CROPS

The actual length of time the land should remain uncultivated depends upon the amount and types of radioactive material that settled on the land.

Emergency officials will:

- ◆ Take samples to determine the type and levels of contaminations to recommend treatment procedures or alternative uses of the land.

DO NOT TAKE ACTIONS UNLESS EMERGENCY OFFICIALS ADVISE YOU TO DO SO