

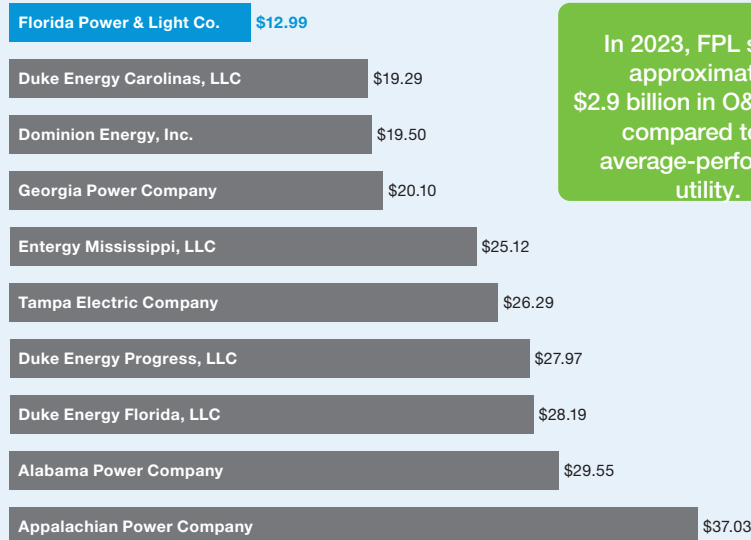


Smart Investments to Reliably Serve a Growing State

No other utility in the nation provides a better combination of high reliability, resiliency and low bills than Florida Power & Light Company. Though costs have gone up, FPL has operated one of the most efficient utilities in the nation, keeping customer bills well below the national average for more than a decade, while providing service that is 59% more reliable than the national average. We want to continue to deliver this unparalleled value to customers today and as the state grows. Strengthening our commitment to smart investments in critical infrastructure and technology will enable us to continue offering some of the nation's most reliable service and further diversify how we generate electricity, all while continuing to drive out costs to keep customer bills as low as possible.

A leader in efficiency among peer utilities

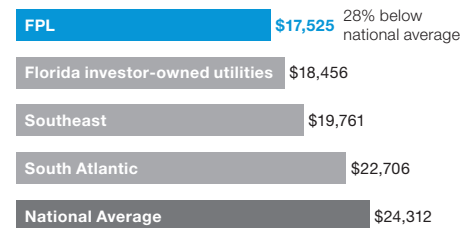
2023 Non-fuel Operations and Maintenance (O&M) (\$/MWh)



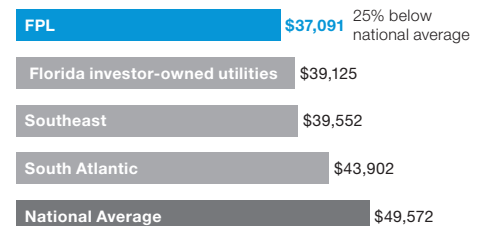
In 2023, FPL saved approximately \$2.9 billion in O&M costs compared to an average-performing utility.

Keeping bills lower than state, regional and national averages

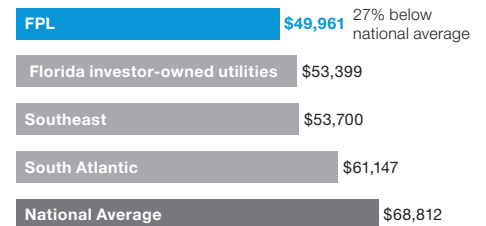
Commercial 500 kW, 180,000 kWh
Examples: school, department store, large call center, grocery store



Industrial 1,000 kW, 400,000 kWh
Examples: manufacturing facility, large school




Industrial 1,000 kW, 650,000 kWh
Examples: large manufacturing facility



Keeping bills low despite rising costs

FPL has been able to keep bills low despite significant cost increases in critical energy infrastructure. Since 2021:



Southeast States: Alabama, Florida, Georgia, Mississippi, South Carolina, North Carolina, and Virginia

South Atlantic States: District of Columbia, Florida, Georgia, Maryland, North Carolina, South Carolina, Virginia, and West Virginia

Bill comparisons as reported by Edison Electric Institute (EEI) Typical Bills and Average Rates Report for Summer 2024

Source: EEI Typical Bills and Average Rates Report



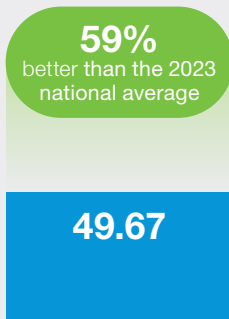
Smart investments paying off for customers

FPL's investments to strengthen its infrastructure and modernize power production are paying off for customers. In fact, FPL delivered its best-ever reliability in both 2023 and 2024. The company is continuing this forward-looking approach to maintain and improve service and provide outstanding value.

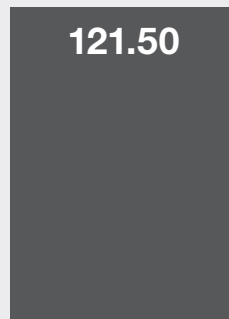
FPL is a national leader in reliability

Minutes of outages experienced by average customer in 2023


GOOD
↓



FPL



National average



Southeast Region investor-owned utilities

FPL Distribution- Calculated using the IEEE 2.5 beta methodology. Distribution National Avg. - Based on PA Consulting's most recent reliability benchmarking analysis (2023 results), with data from approximately 100 investor-owned electric utilities, with the vast majority utilizing IEEE 2.5 beta methodology.

Southeast Region IOUs - Data source is PA Consulting. Investor-owned utilities in the Southeast Region, excluding FPL.

FPL's proposed four-year plan

FPL's current rate agreement concludes at the end of 2025, so the company is proposing a plan for 2026-2029 that will phase in rate adjustments and enable FPL to continue making smart investments to reliably power communities while keeping bills as low as possible.

Typical commercial bills – FPL customers in peninsular Florida

600 kW, 219,000 kWh commercial bill

Current	\$22,099
Jan. 2026	\$26,058
Jan. 2027	\$27,703
Jan. 2028	\$27,903
Jan. 2029	\$28,210

Typical commercial bills – FPL customers in Northwest Florida

600 kW, 219,000 kWh commercial bill

Current	\$23,645
Jan. 2026	\$26,828
Jan. 2027	\$27,703
Jan. 2028	\$27,903
Jan. 2029	\$28,210

Typical commercial bills – FPL customers in peninsular Florida

2,800 kW, 1,124,200 kWh commercial bill

Current	\$103,814
Jan. 2026	\$124,432
Jan. 2027	\$132,013
Jan. 2028	\$132,737
Jan. 2029	\$133,962

Typical commercial bills – FPL customers in Northwest Florida

2,800 kW, 1,124,200 kWh commercial bill

Current	\$112,064
Jan. 2026	\$128,543
Jan. 2027	\$132,013
Jan. 2028	\$132,737
Jan. 2029	\$133,962