



LED Lighting Solutions



Roadway Lighting | Area Lighting | Pendant Lighting | Post Top Lighting | Brackets and Poles

Safer. Smarter. More Vibrant Spaces.



FPL®

Roadway Lighting

Feel Safe, Drive Safe



Shield facing coastal line

Cree – RSW Large Turtle-friendly Amber



Cree – RSW



Cree – XSP1




AEL – ATBS



AEL – ATBM and ATBL

Available in black, bronze, or gray



AEL – ATB2












Cooper – Verdeon M



Cooper – Verdeon M

ROADWAY LIGHTING

Manufacturer	Style	Fixture	Pole Options	Bracket Options	Light Pattern	Line Watts/ NEMA Label	Color Temp	Lumens	Glare Rating (BUG)	.ies File	Billing Tier
Cree	RSW Large Turtle-friendly Amber	 (Gray) shield facing coastal line	6, 7	1	3	92/90	594nM (Amber)	3,715	B3-U0-G3	PL 14092-001A RSWL - TRL AID FnRpt.ies	F5
	RSW	 (Gray)	6, 7	1	3	28/30	3000K	3,300	B1-U0-G1	RSWS-3ME-3L-30K7.ies	B2
			6, 7	1	3	26/30	4000K	3,300	B1-U0-G1	RSWS-3ME-3L-40K7 CONFIGURED.ies	B2
			6, 7	1	3	45/50	3000K	5,000	B1-U0-G1	RSWS-3ME-5L-30K7 CONFIGURED.ies	C2
			6, 7	1	3	41/40	4000K	5,000	B1-U0-G1	RSWS-3ME-5L-40K7 CONFIGURED.ies	C2
XSP2	 (Gray)	6, 7	1	3	102/100	4000K	10,882	B2-U0-G3	BXSP-C-HT-3ME-A-40K-UL-XX-N-Q4 CONFIGURED.ies	G3	
AEL	ATBS	 (Gray)	6, 7	1	2	40/40	4000K	4,770	B1-U0-G1	ATBS_E_XXXXX_R2.ies	C2
			6, 7	1	2	47/50	4000K	5,392	B1-U0-G1	ATBS_F_XXXXX_R2.ies	C2
			6, 7	1	2	76/80	4000K	8,653	B2-U0-G2	ATBS_I_XXXXX_R2.ies	E2
	ATBM	 (Gray)	6, 7	1	3	118/120	4000K	15,453	B2-U0-G3	ATBM_E_XXXXX_R3_XXXX.ies	G2
	ATBL	 (Gray)	6, 7	1	3	259/260	4000K	28,091	B3-U0-G5	ATBL_F_XXXXX_R3.ies	O4
	ATB2	 (Gray)	6, 7	1	4	133/130	4000K	16,593	B2-U0-G3	ATB2_40BLEDE10_XXXXX_R4.ies	H3
			6, 7	1	4	268/270	4000K	32,329	B3-U0-G5	ATB2_80BLEDE10_XXXXX_R4.ies	O5
			6, 7	Hybrid only	4	133/130	4000K	16,593	B2-U0-G3	ATB2_40BLEDE10_XXXXX_R4.ies	H3
			6, 7	Hybrid only	4	268/270	4000K	32,329	B3-U0-G5	ATB2_80BLEDE10_XXXXX_R4.ies	O5
			4, 6, 7	2	4	133/130	4000K	16,593	B2-U0-G3	ATB2_40BLEDE10_XXXXX_R4.ies	H3
(Black)	4, 6, 7	2	4	268/270	4000K	32,329	B3-U0-G5	ATB2_80BLEDE10_XXXXX_R4.ies	O5		
Cooper	Verdeon M	 (Gray)	6, 7	1	3	182/180	4000K	22,236	B3-U0-G3	VERD-M-A03-E-U-T3-AP.ies	K4
	Verdeon M	 (Gray)	6, 7	1	3	247/250	4000K	29,537	B3-U0-G4	VERD-M-A04-E-U-T3-AP.ies	N4

Note: All roadway fixtures are grey unless otherwise noted



FPL®

Area Lighting

Inspiring Illumination

Available in black,
or gray or bronze



Cooper - Galleon



Cooper - UFLD



Cooper - UFLD



Cooper - UFLD

AREA LIGHTING

Manufacturer	Style	Fixture	Pole Options	Bracket Options	Light Pattern	Line Watts/ NEMA Label	Color Temp	Lumens	Glare Rating (BUG)	.ies File	Billing Tier
Cooper	Galleon		1*	5	4	113/110	4000K	12,336	B2-U0-G3	GAP-AF-02-LED-U-T4W.ies	G3
		(Black)	1*	5	4	225/230	4000K	23,844	B3-U0-G4	GAN-AF-04-LED-U-T4W.ies	M4
			1*	5	4	445/450	4000K	47,372	B4-U0-G5	GAN-AF-08-LED-U-T4W.ies	Y6
		(Gray)	1*	5	4	558/560	4000K	58,506	B4-U0-G5	GAN-AF-10-LED-U-T4W.ies	EE7
Cooper	UFLD		6, 7	24" stand-off (2DS)	6x6	51/50	4000K	5,976	B2-U0-G1	UFLD-S-C15-X-U-66.ies	D3
			6, 7	24" stand-off (2DS)	6x6	85/90	4000K	10,530	B3-U0-G1	UFLD-C25-X-U-66.ies	F3
			6, 7	24" stand-off (2DS)	6x6	184/180	4000K	23,797	B4-U0-G2	UFLD-C70-X-U-66.ies	K4
			6, 7	24" stand-off (2DS)	6x6	371/370	4000K	48,028	B5-U0-G3	UFLD-L-C175-X-U-66.ies	U5

* = 20' (13' MH) Standard concrete pole for 113W only.
 = 35' (27'6" MH) Standard concrete pole applicable to all.

Note: Glare (BUG) Ratings for UFLD are measured at 0° tilt.



FPL[®]

Pendant Lighting

Functional Can Be Beautiful

Black



Holophane – Bern



Holophane – Domus (Memphis)







Holophane – Teardrop (Memphis)

Turtle-friendly amber



Holophane – Bern

PENDANT LIGHTING

Manufacturer	Style	Fixture	Pole Options	Bracket Options	Light Pattern	Line Watts/ NEMA Label	Color Temp	Lumens	Glare Rating (BUG)	.ies File	Billing Tier
Holophane	Bern	 (Black)	3, 4	3	3	58/60	4000K	6,808	B1-U0-G2	1SF3145IP5 GBLF2 P20 40K XX X X L3.ies	D11
		 (Turtle-friendly amber)	3, 4	3	3	56/60	Amber	1,934	B1-U0-G0	Upon Request	D11
	Domus (Memphis)	 (Black)	3, 4	3	3	144/140	4000K	15,098	B3-U0-G3	LTL29277P14 ES2 P35S 40K XX SG 3 DS.ies	I11
	Teardrop (Memphis)	 (Black)	3, 4	3	3	144/140	4000K	15,375	B2-U3-G4	LTL29193P14 ES2 P35S 40K XX TG 3.ies	I10



FPL®

Post Top Lighting

Making a Great First Impression



AEL – Traditional Carriage
(American Revolution)



AEL – Contemporary
(Contempo)



Cooper – Mesa



GE – EPTC



Black/Black

Holophane – Granville



Clear/Black

Holophane – Granville



Green/Green

Holophane – Granville



Silver/Clear

Holophane – Granville

POST TOP LIGHTING

Manufacturer	Style	Fixture	Pole Options	Bracket Options	Light Pattern	Line Watts/ NEMA Label	Color Temp	Lumens	Glare Rating (BUG)	.ies File	Billing Tier
AEL	Traditional Carriage (American Revolution)	 (Black)	1 (20'), 2, 8	NA	3	39/40	3000K	3,292	B1-U3-G2	247L_10LEDE10_XXXX_3K_R3_AY.ies	C2
			1 (20'), 2, 8	NA	3	74/70	3000K	6,195	B2-U3-G2	247L_20LEDE10_XXXX_3K_R3_AY.ies	E2
			1 (20'), 2, 8	NA	3	39/40	4000K	3,584	B1-U3-G2	247L_10LEDE10_XXXX_4K_R3_AY.ies	C2
			1 (20'), 2, 8	NA	3	74/70	4000K	6,746	B2-U3-G2	247L_20LEDE10_XXXX_4K_R3_AY.ies	E2
	Contemporary (Contempo)	 (Grey)	1 (20'), 2, 8	NA	3	38/40	3000K	2,970	B1-U3-G1	245L_10LEDE10_XXXX_3K_R3_RNA.ies	C2
			1 (20'), 2, 8	NA	3	72/70	3000K	5,565	B2-U3-G2	245L_20LEDE10_XXXX_3K_R3_RNA.ies	E2
			1 (20'), 2, 8	NA	3	38/40	4000K	3,188	B1-U3-G1	245L_10LEDE10_XXXX_4K_R3_RNA.ies	C2
			1 (20'), 2, 8	NA	3	72/70	4000K	5,977	B2-U3-G2	245L_20LEDE10_XXXX_4K_R3_RNA.ies	E2
Cooper	Mesa	 (Black)	1 (20'), 2, 5, 8	NA	3	75/80	4000K	7,456	B2-U0-G2	PMM-E03-LED-E-U-T3.ies	E5
			1 (20'), 2, 5, 8	NA	3	150/150	4000K	14,911	B3-U0-G3	PMM-E06-LED-E-U-TE.ies	I6
GE	EPTC	 (Black)	1 (20'), 2, 8	NA	5	65/70	4000K	7,300	B3-U0-G1	eptc02_07A40____.ies	D4
Holophane	Granville	 Black/Black	1, 5, 8*	NA or 4	3	39/40	3000K	4,644	B2-U3-G4	ISF 32566P8 GVD2 P20 30K AS 3 NF.ies	C5
			1, 5, 8*	NA or 4	3	39/40	5000K	4,888	B2-U3-G4	ISF 32566P12 GVD2 P20 50K AS 3 NF.ies	C5
			1, 5, 8*	NA or 4	3	60/60	3000K	6,586	B2-U4-G5	ISF 32566P14 GVD2 P30 30K AS 3 NF.ies	D5
			1, 5, 8*	NA or 4	3	60/60	5000K	6,932	B2-U4-G5	ISF 32566P17 GVD2 P30 50K AS 3 NF.ies	D5
	Granville	 Clear/Black	1, 5, 8*	NA or 4	3	60/60	5000K	7,440	B2-U5-G4	ISF 30151P5 GVD2 P30 50K AS 3 N.ies	D5
	Granville	 Green/Green	1, 5	NA	3	39/40	3000K	4,644	B2-U3-G4	ISF 32566P8 GVD2 P20 30K AS 3 NF.ies	C5
			1, 5	NA	3	39/40	5000K	4,888	B2-U3-G4	ISF 32566P12 GVD2 P20 50K AS 3 NF.ies	C5
			1, 5	NA	3	60/60	3000K	6,586	B2-U4-G5	ISF 32566P14 GVD2 P30 30K AS 3 NF.ies	D5
			1, 5	NA	3	60/60	5000K	6,932	B2-U4-G5	ISF 32566P17 GVD2 P30 50K AS 3 NF.ies	D5
	Granville w/Lunar Optics	 Silver/Clear	1, 5	NA	3	39/40	3000K	2,103	B1-U3-G1	ISF 30152P15 GVD2 P20 30K AS 6 N.ies	C5
			1, 5	NA	3	39/40	5000K	2,211	B1-U3-G1	ISF 30152P2 GVD2 P20 50K AS 6 N.ies	C5
			1, 5	NA	3	60/60	3000K	2,982	B1-U3-G2	ISF 30152P3 GVD2 P30 30K AS 6 N.ies	D5
			1, 5	NA	3	60/60	5000K	3,136	B1-U3-G2	ISF 30152P5 GVD2 P30 50K AS 6 N.ies	D5

*Also available in double bracket configuration



FPL®

LED Lighting Solutions

Brackets and Poles

Discover a New Road to Efficiency

BRACKETS



1

Style

Standard
2', 6', 8', 12'
Side Mounted

Color

Silver



2

Style

Standard
8'
Side Mounted Arm
or Standard 6', 8'
Tenon Mounted Arm

Color

Black



3

Style

Decorative
6' Tenon Mounted Arm
or Decorative 48"
Pedestrian Side
Mounted Arm

Color

Black



4

Style

Decorative
Double Bracket
Tenon Mounted Arm

Color

Black
Green



5

Style

Single or
Double Bracket
Tenon Mounted
for Galleon

Color

Black
Gray
Bronze

POLES

Standard Concrete



1

Tenon Mount
20' (13' MH)
35' (27'6" MH)

Standard Black Fiberglass



2

Tenon Mount
13' (10' MH)
20' (15'6" MH)

Black Columbia Concrete



3

Tenon Mount
20' (15'9" MH)

Black Octagonal Concrete



4

Tenon Mount
37' (30' MH)

Black or Green Washington Concrete



5

Tenon Mount
18.5' (14'6" MH)

Standard Wood



6

Arm Mount
35' (29' MH)
40' (33'6" MH)
45' (38" MH)

Standard Concrete



7

Arm Mount
30' (22'6" MH)
35' (27'6" MH)
40' (30" MH)
45' (35' MH)

Black Tapered Concrete



8

Tenon Mount
14'6" (10' MH)
21'6" (15'6" MH)

*MH = Approximate Mounting Height