

Ceiling Insulation

Change the current way you use energy and make your bill even lower.



Save energy with **efficient ceiling insulation**

Increase your home's comfort and lower your bill with efficient ceiling insulation

Learn how to protect your home from extreme heat and cold to save electricity and improve indoor air quality.

Save energy with efficient ceiling insulation

Increase your home's comfort and lower your bill

Rebate for ceiling insulation

WAYS TO SAVE



Earn a \$220 rebate when you add insulation.

Adding insulation to your home can reduce heating and cooling costs. If your home has R-8 or less, you may benefit from adding the proper insulation.

Don't know how much insulation you currently have? Don't worry, you can contact a Participating Independent Contractor (PIC) directly within your area. For a list of PICs, refer to FPL.com/contractor.

Or, you may schedule a free Home Energy Analysis with one of our Energy Experts by calling 800-DIAL FPL (800-342-5375). If you're located in the Northwest region of Florida, please call (877) 665-4001.

How to earn rebates




- » Contact a Participating Independent Contractor (PIC) directly within your area or schedule a free Home Energy Analysis with one of our Energy Experts.
- » If your home qualifies, we will issue you a rebate certificate worth \$220.
- » To redeem your rebate, a Participating Independent Contractor (PIC)* must install your new insulation.
- » The PIC will deduct the rebate amount from your final invoice.

Requirements to qualify

- » Your home's insulation must have a current R-value R-8 or less to receive a rebate.
- » Each home may qualify for an insulation rebate once every 20 years.
- » Provide access to all attic spaces in order to determine rebate eligibility.

Qualify for federal tax credits

Under the Inflation Reduction Act, you may qualify for federal tax credits to claim 30% of the project cost, up to \$1,200 when you upgrade your ceiling insulation. Get more details at energystar.gov.

Insulation Type	Receive a rebate if you have less than ...
 Blown-in Fiberglass (Pink, yellow, or white with a loose or coarse texture)	3.6 inches
 Batt Fiberglass (Paper-backed blankets with the R-value printed on the blanket)	2.5 inches
 Cellulose (Gray with a fine, soft texture)	2.1 inches



Tips to seal in savings

- » **Shading keeps heat out and savings in**
 - Awnings work well when sun is high in the sky
- » **Reduce unwanted airflow with weather stripping and caulking**
 - Silicone or siliconized acrylic caulk have the longest life span, work well on most surfaces and will maintain elasticity over time

Still have questions?

Our Energy Experts can help. Get more information on our energy-saving programs at FPL.com

For current information and regular updates to our tips, tools and programs:

- » Subscribe to receive our free email newsletter: FPL.com/eNews
- » Like us on Facebook: Facebook.com/FPLConnect
- » Follow us on Twitter: [@insideFPL](https://twitter.com/insideFPL)

* The list of Participating Independent Contractors (PICs) is a compilation of businesses that have agreed to comply with FPL's Program Standards, and is not a recommendation by FPL of a particular independent contractor. The decision to select, hire and the management of the PIC is the sole responsibility of the FPL customer. THE PIC IS NOT AN AGENT OF, OR JOINT VENTURER WITH, AND IS NOT EMPLOYED BY, AND DOES NOT WORK FOR, FPL; AS SUCH, THE PICs ARE NOT UNDER THE CONTROL OR SUPERVISION OF FPL BUT RATHER ARE INDEPENDENT CONTRACTORS. FPL DOES NOT MAKE AND EXPRESSLY DISCLAIMS ANY WARRANTY, GUARANTEE, OR PROMISE, WHETHER EXPRESSED OR IMPLIED, INCLUDING, WITHOUT LIMITATION, ANY IMPLIED WARRANTY OF MERCHANTABILITY, FITNESS FOR A PARTICULAR PURPOSE, THE AMOUNT OF ENERGY SAVINGS TO BE ACHIEVED, THE SUITABILITY OR QUALITY OF MATERIALS TO BE INSTALLED BY, OR THE WORKMANSHIP OF THE PIC SELECTED AND HIRED BY THE FPL CUSTOMER.